

CENSUS 2001

Rochdale Research and Information

Rochdale Borough Profile

17 February 2003

Every ten years in Britain a census is carried out with the aim of gathering information from all people living in the country at the time. The most recent census was held in April 2001 and the first results at local authority level were released on 13 February 2003. The main details are given below, and will be added to as more information is published in the next few months. Key points are highlighted with an arrow.

Source of all information below: 2001 Census, Key Statistics for Local Authorities. Crown Copyright 2003.

People – gender, age and marital status

The total population for Rochdale borough at Census day 2001 was 205,357.

- The population increased by 0.7% from 1991 to 2001, going against the regional trend where the population fell by 2.8% in Greater Manchester over the same period.

There were more females than males in the Borough: 105,652 (51.4%) compared with 99,705 males (48.6%).

| Population | 1991* | 2001 | % change |
|-----------------------|------------|------------|----------|
| England and Wales | 50,748,000 | 52,041,916 | 2.5% |
| Greater Manchester | 2,553,600 | 2,482,328 | -2.8% |
| Rochdale (all People) | 203,900 | 205,357 | 0.7% |
| Rochdale (Females) | 104,900 | 105,652 | 0.7% |
| Rochdale (Males) | 99,000 | 99,705 | 0.7% |

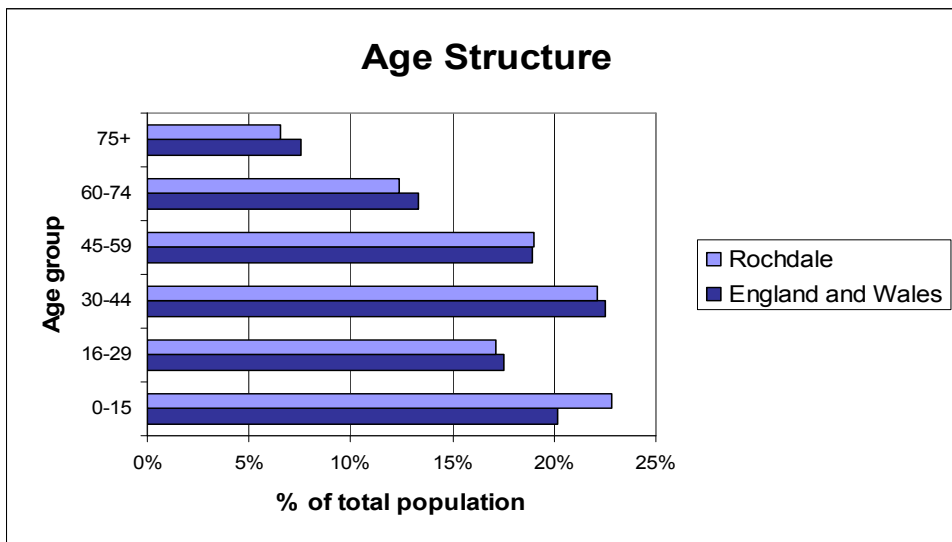
*1991 figures are for the revised 1991 Mid Year Estimates, which the Office of National Statistics recommends using for comparing population figures

The 2001 total population figure for Rochdale is slightly higher than the figure originally given by the Office of National Statistics in September 2002

Source: 2001 Census: Key Statistics, Table KS01

46,881 (22.8%) of the total population were children aged 0 to 15, 145,068 (70.7%) were adults aged 16 to 74, and 13,408 (6.5%) of people were aged 75 and over.

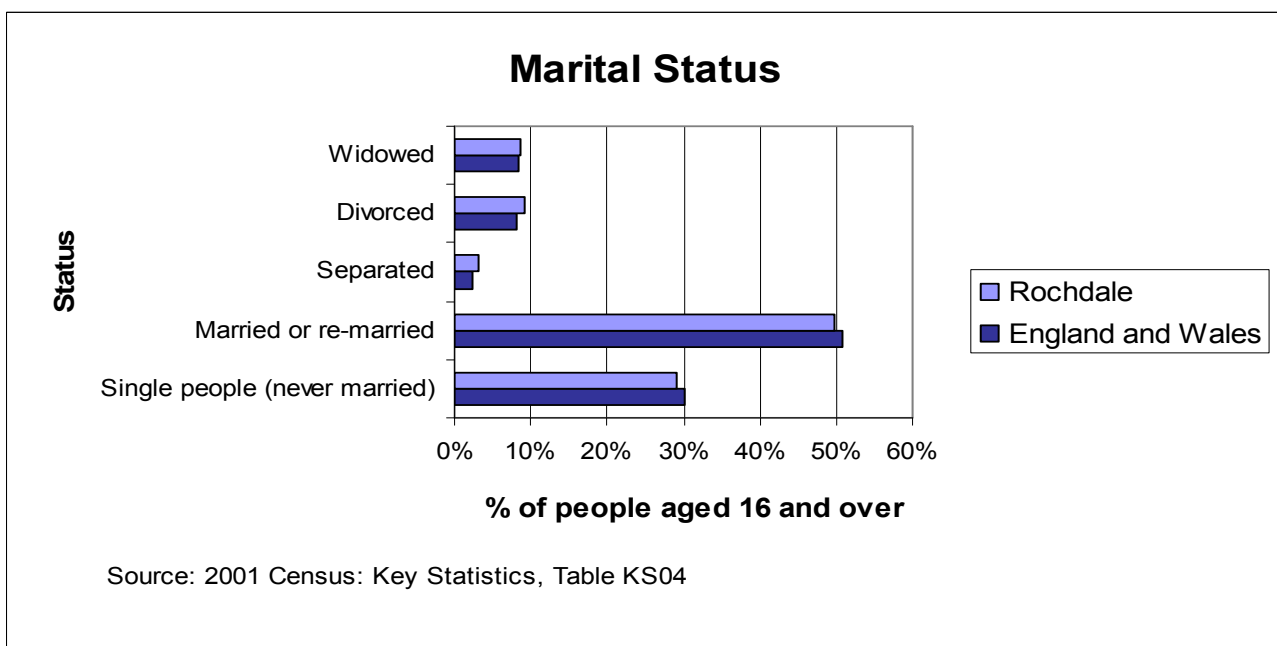
- The population in the borough is ageing less rapidly than in the country as a whole. There were comparatively more children in Rochdale than in England and Wales as a whole, and comparatively fewer people aged 60 and over.



| Age Group | Rochdale | | England and Wales |
|-----------|----------|------------|-------------------|
| | Number | Percentage | Percentage |
| 0-15 | 46,881 | 22.8% | 20.2% |
| 16-29 | 35,159 | 17.1% | 18% |
| 30-44 | 45,485 | 22.1% | 22.5% |
| 45-59 | 39,061 | 19.0% | 18.9% |
| 60-74 | 25,363 | 12.4% | 13.3% |
| 75+ | 13,408 | 6.5% | 7.6% |
| Total | 205,357 | 100.0% | 100.0% |

Source: 2001 Census: Key Statistics, Table KS02

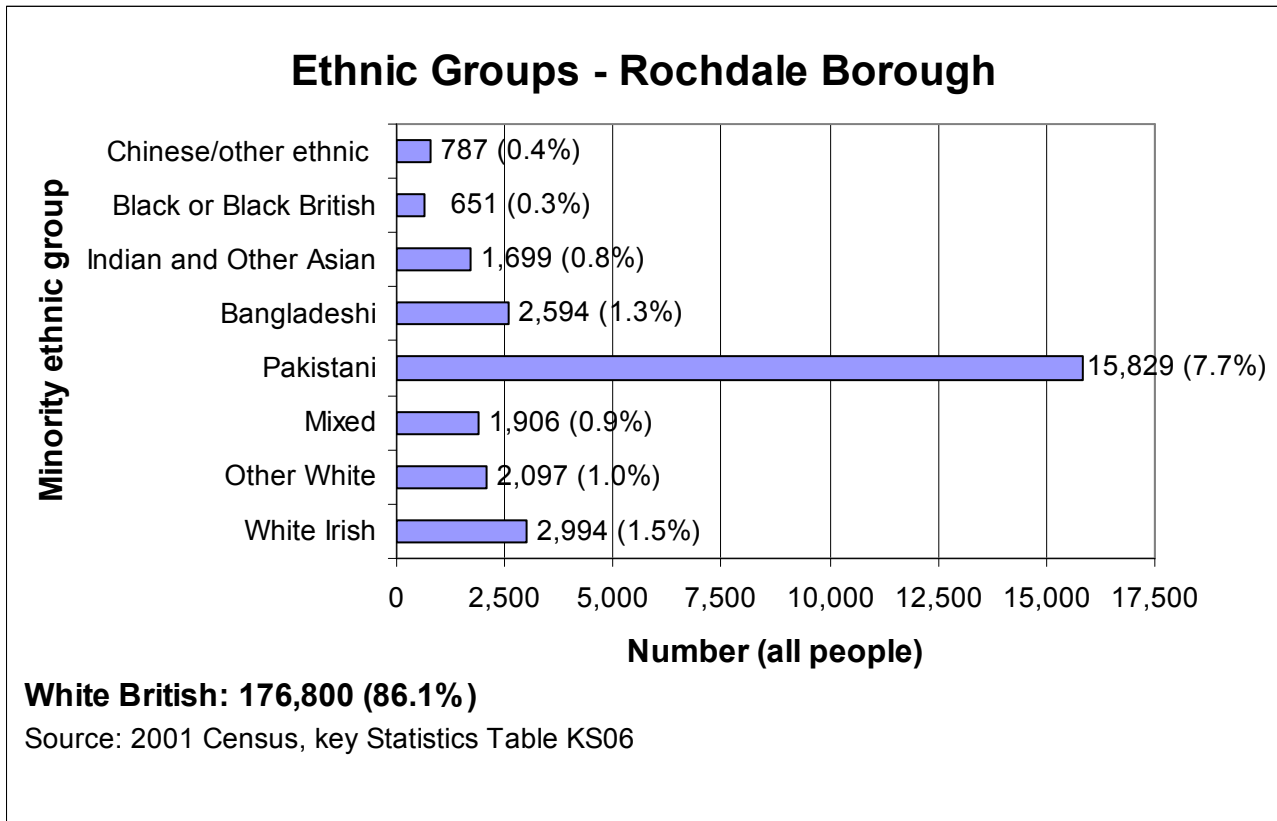
Rochdale had a higher proportion of divorced people than the rest of the country (9.2% compared with 8.2%). Similarly, there were proportionately more separated and widowed people than in England and Wales, but fewer single and married people.



Ethnicity and Religion

There were 181,891 white people living in the borough in 2001 (88.6% of the total population). Of these 176,800 described themselves as White British.

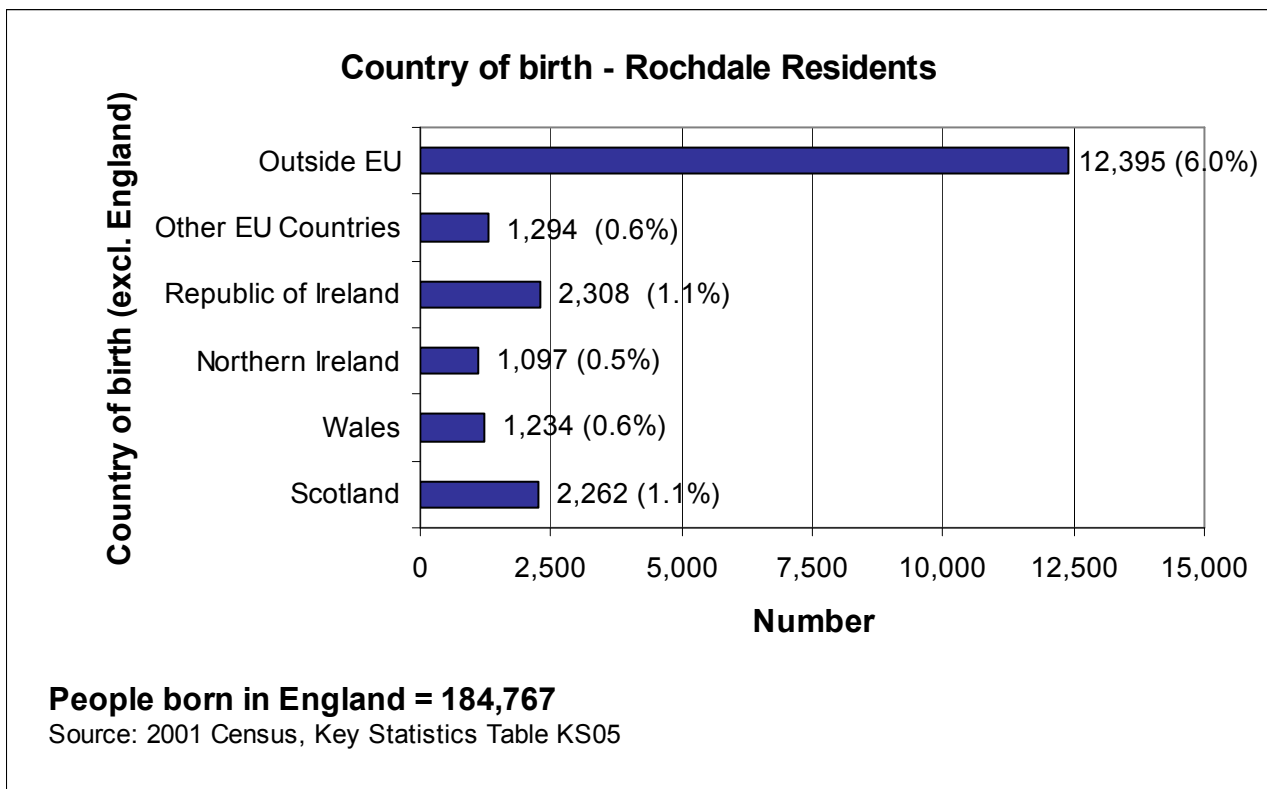
- The largest minority ethnic groups were Pakistani with 7.7% of the population, White Irish (1.5% of the population) and Bangladeshi (1.3%).



Christians formed the main religious group in Rochdale with 148,059 (72.1%) people. The next largest religious group was Muslims with 19,248 (9.4%) people in the borough. 1 in 10 people in the borough described themselves as having no religion.

- The majority of people living in Rochdale were born in England. 6% of Rochdale residents were born outside the European Union, similar to the national average of 6.6%.

A further 1% of Rochdale residents were born in each of Scotland and the Republic of Ireland.



Workforce, jobs and qualifications

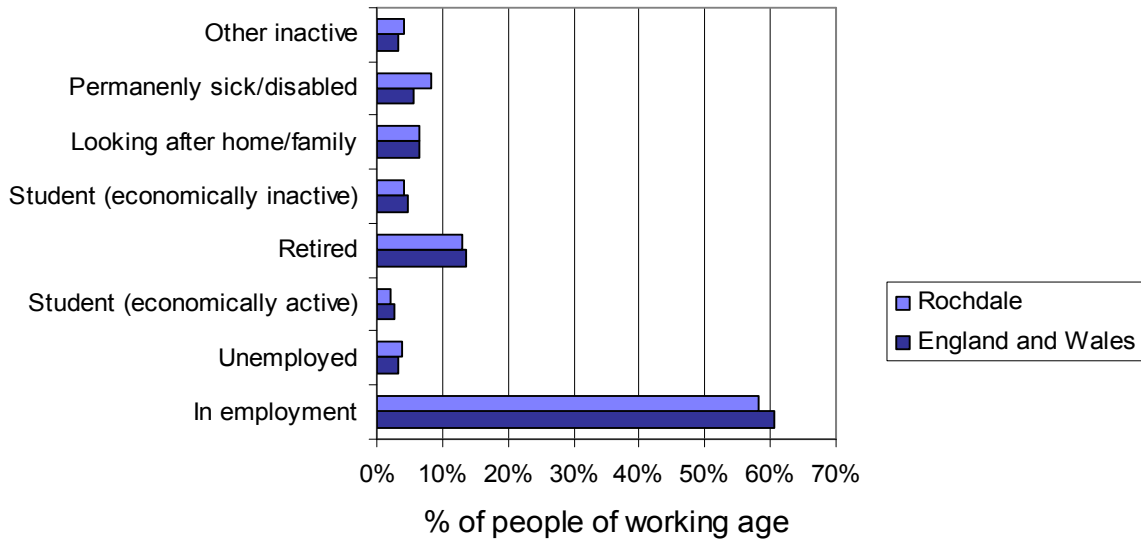
- The level of employment in the borough is similar to the national average. The employment rate was 58.1% (84,277 people) compared to the England and Wales average of 60.6%. A total of 84,277 Rochdale residents were employed in 2001.
- The unemployment rate calculated from the Census returns was 3.9% (5,649), slightly higher than the 3.4% across England and Wales.
- The percentage of people permanently sick or disabled was 8.3% (11,982), higher than the England and Wales average of 5.5%.

9,400 people (6.5%, the same as the national average) in Rochdale were looking after home or family in 2001, of which 8,547 were women.

| Employment Status | Rochdale | | England and Wales |
|-----------------------------------|----------|------------|-------------------|
| | Number | Percentage | Percentage |
| In employment | 84,277 | 58.1% | 60.6% |
| Unemployed | 5,649 | 3.9% | 3.4% |
| Student (economically active) | 3,118 | 2.1% | 2.6% |
| Retired | 18,909 | 13.0% | 13.6% |
| Student (economically inactive) | 5,857 | 4.0% | 4.7% |
| Looking after home/family | 9,400 | 6.5% | 6.5% |
| Permanently sick/disabled | 11,982 | 8.3% | 5.5% |
| Other inactive | 5,876 | 4.1% | 3.1% |
| Total - all people of working age | 145,068 | 100.0% | 100.0% |

Source: 2001 Census: Key Statistics, Table KS09a

Employment Status

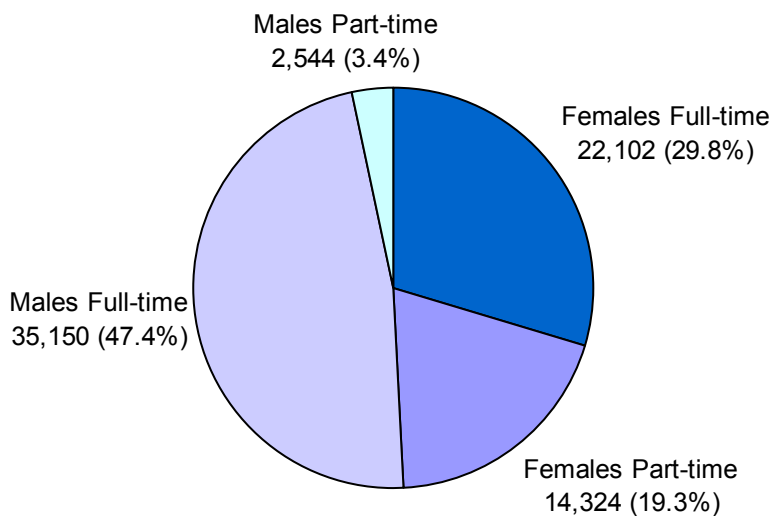


Source: 2001 Census: Key Statistics Table KS09a

- Half of the people with jobs living in the borough in 2001 were women (49.1%, slightly higher than the national average of 48.4%).

The majority of men and women worked full-time, with fewer than 1 in 4 of all employees working part-time. There were 10,157 self-employed people in the borough. Women worked on average 31.58 hours a week, with 2,084 of them working more than 49 hours a week. Men worked on average 41.25 hours, with 9,011 working more than 49 hours per week.

Rochdale residents - employees



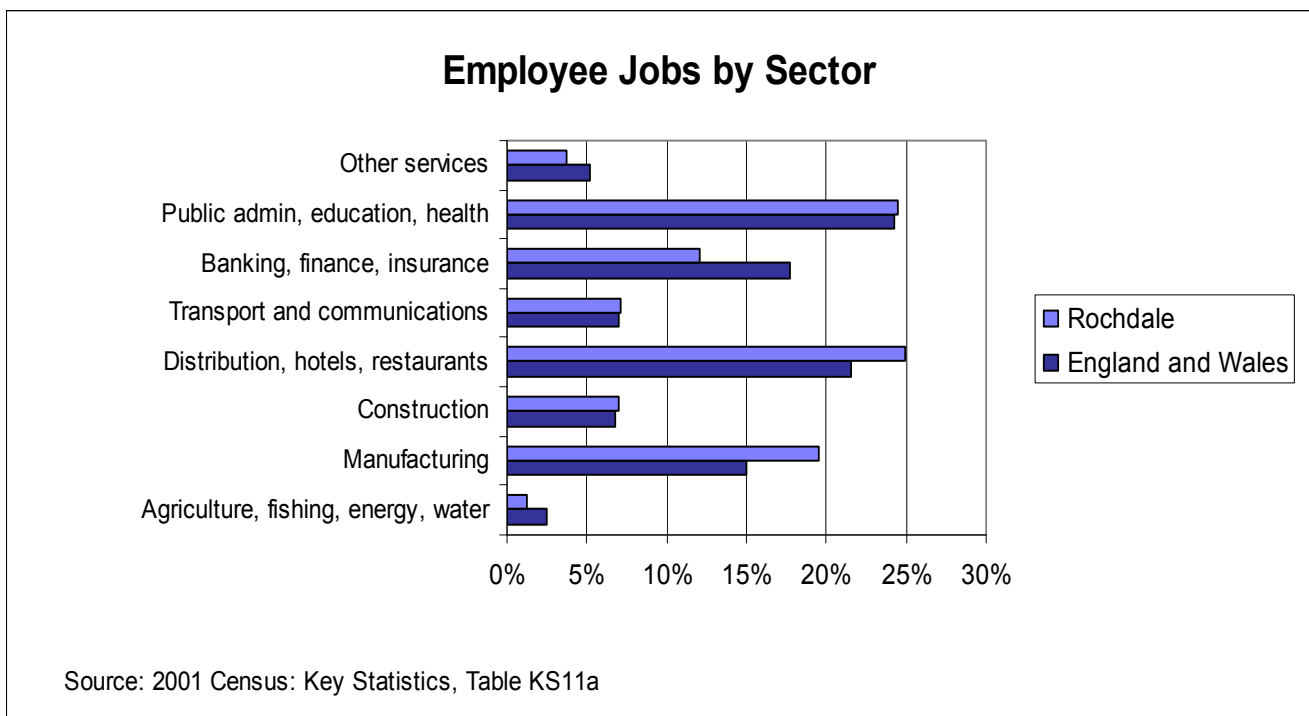
Source: 2001 Census, Key Statistics Table KS09

Of those people in the borough with jobs or self-employed, the majority worked in distribution, hotels and restaurants (21,651 people); public administration, education and health (21,285) and in manufacturing (16,925).


- A larger percentage of people worked in manufacturing and distribution, hotels and restaurants in Rochdale than in the rest of the country. The banking, finance and insurance sector employed fewer people in the borough compared with the rest of England and Wales.

Although similar numbers of men and women worked in distribution, hotels and restaurants, there was a distinct gender split in other sectors. The largest sector for male employment was manufacturing, where men made up 73% of the workforce. Similarly, women made up 74% of the workforce in the public administration, education and health, which was the largest sector for jobs for women.

| Employee Jobs by Sector | Rochdale | | England and Wales |
|-------------------------------------|----------|------------|-------------------|
| | Number | Percentage | Percentage |
| Agriculture, fishing, energy, water | 1,048 | 1.2% | 2.5% |
| Manufacturing | 16,925 | 19.5% | 15.0% |
| Construction | 6,056 | 7.0% | 6.8% |
| Distribution, hotels, restaurants | 21,651 | 24.9% | 21.6% |
| Transport and communications | 6,143 | 7.1% | 7.0% |
| Banking, finance, insurance | 10,506 | 12.1% | 17.7% |
| Public admin, education, health | 21,285 | 24.5% | 24.3% |
| Other services | 3,253 | 3.7% | 5.2% |
| All employed people (16-74) | 86,867 | 100.0% | 100.0% |



- Two thirds of people in the borough travelled to work by car or van (58,106 people), a higher proportion than nationally (66.9% compared with 61.5% in England and Wales). Only 1 in 10 people travelled to work by public transport (10.6%) compared with 14.5% in England and Wales.
- Considerably fewer people in the borough had qualifications at degree level or higher than in the rest of England and Wales (13.7% compared with 19.8%). A lot more people had no qualifications than across the country (36.1% compared with 29.1% for England and Wales). 19,875 people had qualifications at degree level or higher (NVQ 4+); 52,395 people had no qualifications at all.



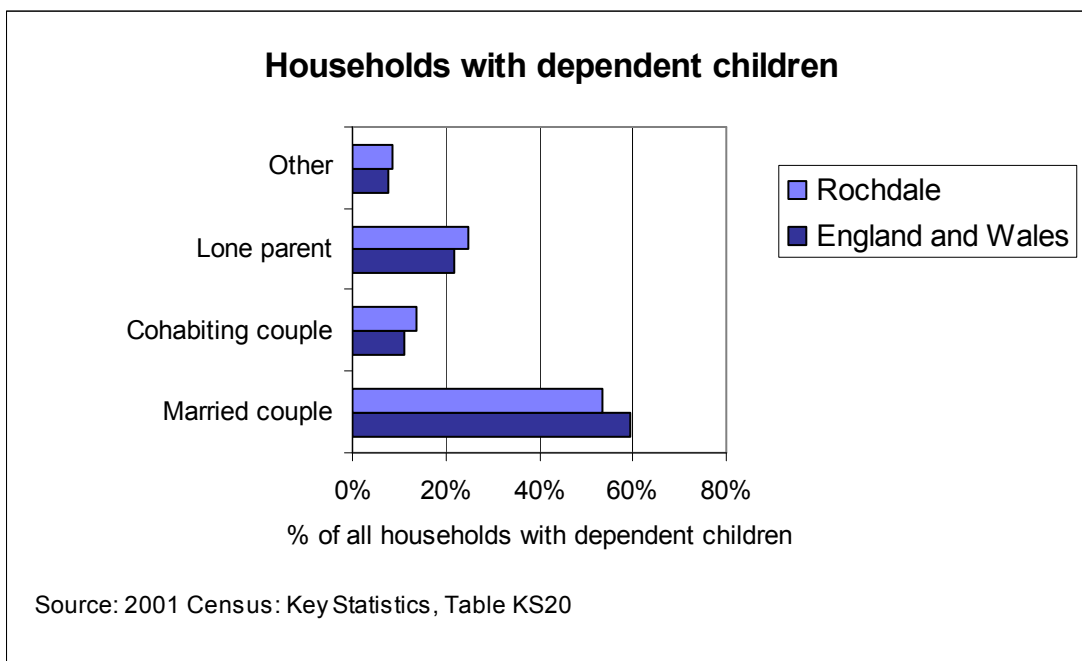
Households and Families

The total number of households in Rochdale was 83,452. There were a further 3,341 vacant dwellings and 104 second residences/holiday homes.

- The average household size was 2.43 people (more than the national average of 2.36)

One person households made up 30.4% of all households in the borough, with married couple households making up a further 36%, similar to the England and Wales averages of 30.0% and 36.5% respectively. There were 18,352 pensioner households.

- There were about 28,000 households with dependent children of which 53.3% were headed by a married couple (compared with 59.5% in England and Wales) and 24.8% by a lone parent (compared with 21.9% in England and Wales).
- 1 in 5 households in Rochdale with dependent children had no adult in employment (20.8% compared with 16.6% nationally).
- Of lone parent households with dependent children, 6,333 were headed by a mother, of whom 46.6% had a paid job, compared with 47.8% in England and Wales). 610 lone parent households with dependent children were headed by a father, 57.0% of whom were employed, compared with 62.8% in England and Wales.
- 1 in 3 households in Rochdale owned neither a car nor a van (27,921 households), a much larger proportion than nationally (33.5% compared with 26.8% in England and Wales).



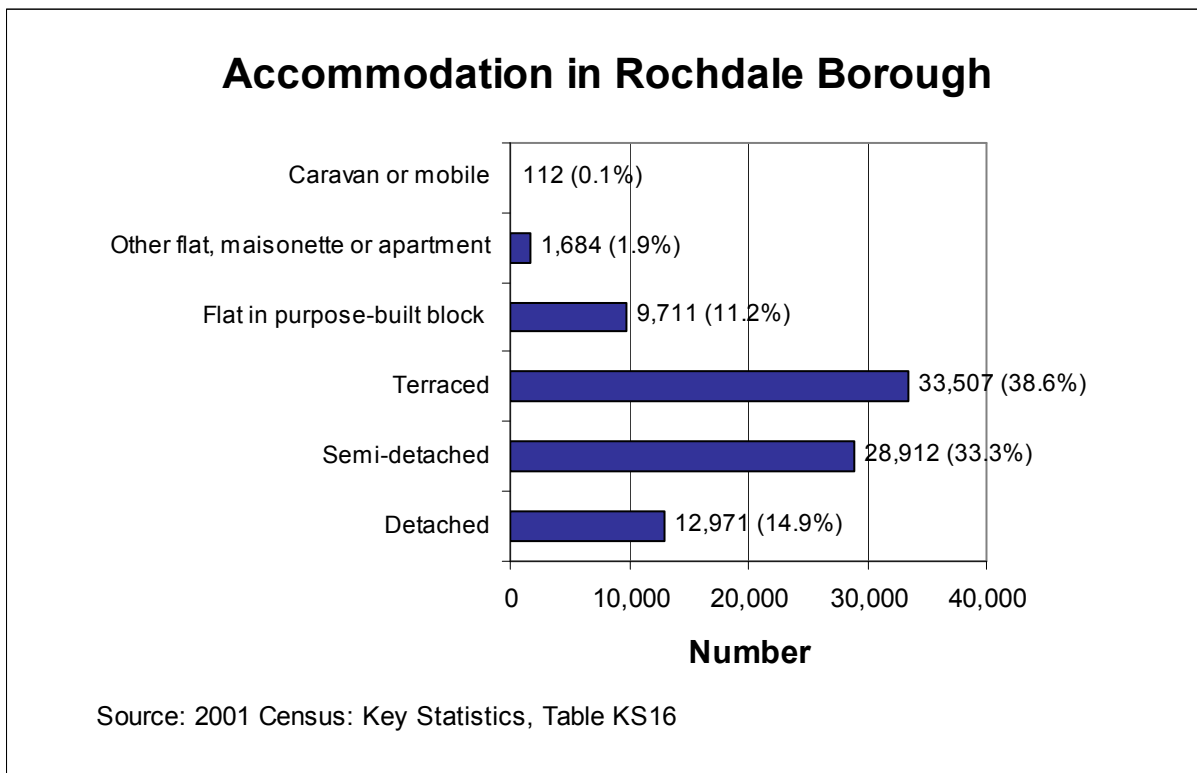
Health

- Generally, people in Rochdale had poorer health than in the country as a whole. 1 in 5 (20.6%) people in the borough said they had a limiting long-term illness (compared with 18.2% in England and Wales) and 11.2% felt their general health was “not good”, compared with 9.2% in England and Wales.
- 39.3% of the 83,452 households in Rochdale had one or more persons with a limiting long-term illness (compared with 34.0% across the country). 17.4% of people of working age had a limiting long-term illness, compared with 13.6% nationally.

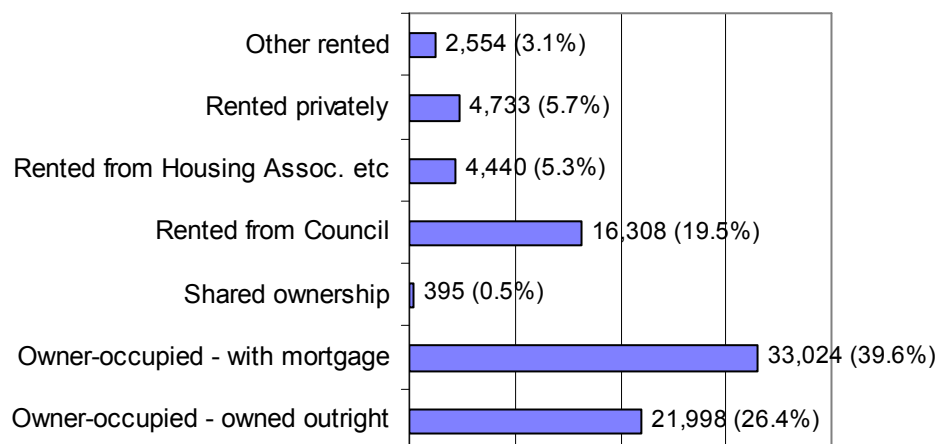
1 in 10 people in Rochdale provided unpaid care in 2001 (similar to the national average), helping family, friends or neighbours with long-term physical or mental ill-health or disability or problems relating to old age. Of these, 4,802 people (2.3% of the population) provided more than 50 hours or more a week of unpaid care.

Housing

- Terraced housing formed the main type of accommodation in Rochdale in 2001 (38.6%), followed by semi-detached (33.3%) and detached (14.9%). In England and Wales the figures were 26.0% for terraced housing, 31.6% for semi-detached and 22.8% for detached.
- Two thirds of housing was owner-occupied (66.0%, compared with 68.0% nationally) and 1 in 5 dwellings were rented from the Council (compared with 13.2% nationally).
- 5,680 households were in overcrowded housing with at least one room fewer than needed for the number of household members (7% of all households – the same as the national average).



Housing Tenure - Rochdale Borough



Source: 2001 Census: Key Statistics, Table KS18

Notes

1. Anyone wishing to reproduce any of the information above must clearly state source and copyright thus: "Source: 2001 Census, Key Statistics for Local Authorities. Crown Copyright 2003.
2. Any organisation outside Rochdale MBC wishing to reproduce any Census information must obtain their own licence from Her Majesty's Stationery Office (HMSO). This is a simple procedure using the link www.hmso.gov.uk/click-use-home.htm.
3. For more information on the Census and the full data published to date, contact the Office of National Statistics website www.statistics.gov.uk/census2001.
4. For more information on the 2001 Census for Rochdale, contact:

Research and Information Team
Tel: 01706 864301
Email: Research@Rochdale.gov.uk